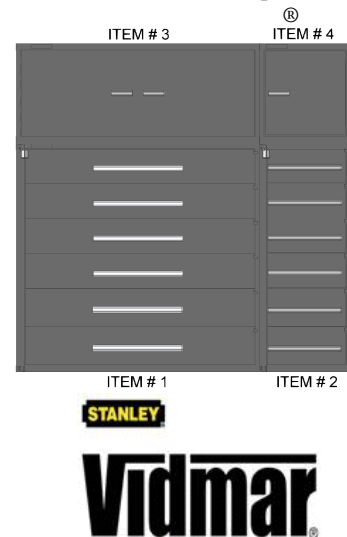
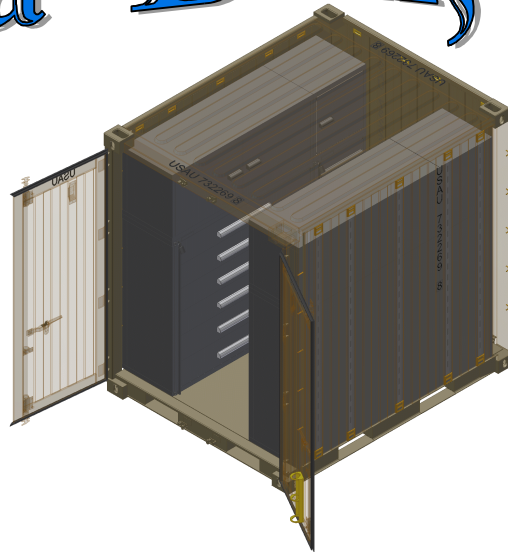


# Sea Box, Inc.

## CORPORATE OFFICE

802 Industrial Hwy.  
 East Riverton, NJ 08077-1910  
 Tel: (856) 303-1101  
 Fax: (856) 303-1501  
[www.seabox.com](http://www.seabox.com)  
 e-mail: [sales@seabox.com](mailto:sales@seabox.com)



## Double Doors One Side (TYPE 1) Tricon Dry Freight ISO Cargo Container

| Tricon      | Length                 |          | Height   |             | Width    |              | Door Opening |           |
|-------------|------------------------|----------|----------|-------------|----------|--------------|--------------|-----------|
|             | Exterior               | Interior | Exterior | Interior    | Exterior | Interior     | Height       | Width     |
| Feet/Inches | 6' 5 1/2"              | 6' 4"    | 8' 0"    | 7' 4 15/16" | 8' 0"    | 7' 7 15/16"  | 7' 1 1/2"    | 6' 1 5/8" |
| Tricon      | Tare Weight w/Cabinets |          | Payload  |             |          | Gross Weight |              |           |
| Lbs.        | 4,750                  |          | 10,150   |             |          | 14,900       |              |           |

ALL NEW CONTAINERS ARE MANUFACTURED TO THE LATEST ISO STANDARDS FOR 9 HIGH STACKING

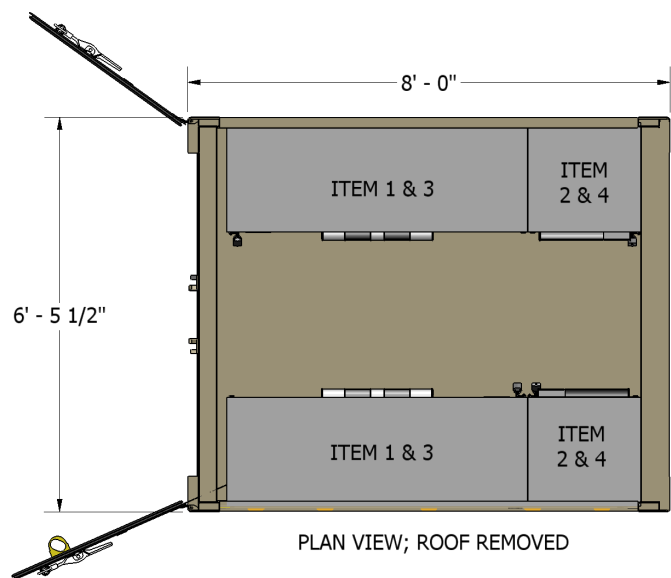
| ITEM | QTY | MODEL    | WIDTH  | DEPTH  | HEIGHT |
|------|-----|----------|--------|--------|--------|
| 1    | 2   | DL340    | 60.00" | 21.38" | 59.13" |
| 2    | 2   | SL0340   | 22.50" | 21.38" | 59.13" |
| 3    | 2   | DLSD0135 | 60.00" | 21.38" | 26.85" |
| 4    | 2   | SL0135   | 22.50" | 21.38" | 26.85" |

### — STANDARD FEATURES — CONTAINER

- ? Corrugated steel sides, roof + swing doors on (1) side
- ? Heavy duty steel floor
- ? (4) way fork lift pockets
- ? Vents, (2) each
- ? Connecting couplers, (3) per Tricon
- ? Connecting coupler storage bracket (1) each
- ? Ext. Paint Color Choice of OD Green or Standard Tan

### CABINETS

- ? Featuring Stanley Vidmar Cabinets designed for mobile transport, all with LIFETIME Warranty
- ? 2 each 60" Wide Base Cabinet with 12 Drawers Total
- ? 2 each 22.5" Wide Base Cabinet with 12 Drawers Total
- ? 2 each 22.5" Wide Top with 1 Swing Door
- ? 2 each 60" Wide Top with 2 Swing Doors
- ? Modular Cabinet Design for Maximum Flexibility and Interchangeability
- ? 400lb. Capacity Drawers
- ? Superior Quality and Construction



**PART # SB821.0 CT-8-6D**